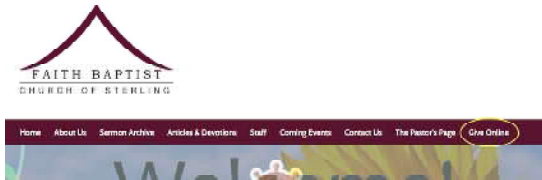


# How to Give Online

1. From your **smartphone**, use the QR code, then skip to #4



2. From your **computer**, go to [www.faithbaptiststerling.com](http://www.faithbaptiststerling.com) and select the “Give Online” tab, OR...

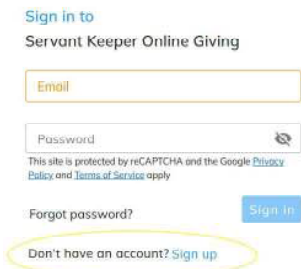


Go directly to [www.faithbaptiststerling.com/give](http://www.faithbaptiststerling.com/give)

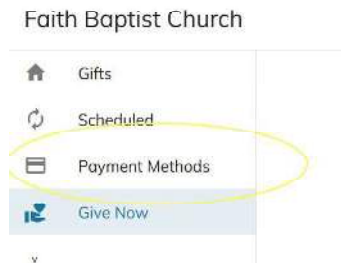


3. Click on the picture, which will take you to the giving portal.

4. For first-time contributors in the new giving portal, you will need to create an account. If you are in the church directory, please use the email address in the directory. All your contributions will then automatically link to your giving record.



5. Set up the payment method(s) you wish to use. Please note: credit card use will reduce your contribution by at least 3%. Drafts from a bank account don't carry such a fee.



6. For a **one-time contribution**, choose

“Give Now.”

You can then specify the amount(s) and specific fund(s) to which you want to give.



7. To set up **recurring contributions**, choose

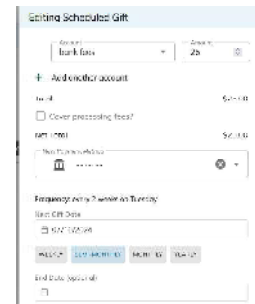
“Scheduled.”

Then, in the upper right hand corner, choose:

“Add Gift Schedule”



A dialog box opens, allowing you to choose the fund you wish to give to (only 1 per scheduled gift), the account to use, and the frequency of the contribution.



8. Once your account is set up, you can then access your **complete** giving record, not just online contributions. Simply choose the “Gifts” option.

